



SUPER CHURCH 2.0

God Is...

MEMORY VERSE:

Psalms 14:1, *"The fool has said in his heart there is no God."* (NKJV)

TAKE HOME POINT:

God is...

▶ **TO THE TEACHER:**

The purpose of this lesson is to establish three things:

Not everybody believes in God;

Christians believe that God created the world and everything in it;

when you come to God you must believe "God is."

- 1. Not everybody believes in God.** The Bible says, "The fool has said in his heart there is no God." People who don't believe in God think the world was just a big accident. Nobody created the world, it just kind of happened.
- 2. Christians believe that God created the world and everything in it.** The world didn't just happen, it was designed by God. Everything that has ever been created (skyscrapers, cars, computers, video games) have been designed by a creator. It is foolish to think that the entire world in all of its complexity could just happen without a creator.
- 3. When you come to God you must believe that "God is."** (Hebrews 11:6) In other words you must believe that God is real, that He exists. Nobody created God, He was and always has been. He was here before the world began. (Genesis 1:1)

God Is...

LARGE GROUP SCHEDULE Today's Date: _____

Lead Teacher: _____

WHO	LESSON OUTLINE	WHAT
_____	1. Participation Awards	
_____	2. Praise & Worship	
_____	3. Announcements	
_____	4. Offering	
_____	5. Motion Comic:	Adventures of the Masked Hero #1
_____	6. Bottom Line:	God Is...
_____	7. Memory Verse:	Psalm 14:1, "The fool has said in his heart there is no God."
_____	8. Drama:	Dr. Rubenstein: "Creation Button"
_____	9. Object Lesson:	The Great Designer
_____	10. Short Film:	"Do Pirates Believe In God?"
_____	11. Inter-Active Lesson:	The Lego-Race
_____	12. Altar Call	
_____	13. Digital Review Questions	
_____	14. Small Groups	

MOTIONCOMIC

The Adventures of the Masked Hero
Episode #1


▶ TO THE TEACHER:

Goal: get the kids to laugh and introduce the lesson.


- At the conclusion of the Digital Comic Book, Johnny asks the question "What is the Bottom Line?" Words pop up one at a time. Encourage your kids to guess the Bottom Line as the words pop up.

- Next Commissioner Thornton asks the question "What is the Memory Verse?" Again words pop up one at a time.


- It is motivating to reward the first child to guess the Bottom Line and Memory Verse.



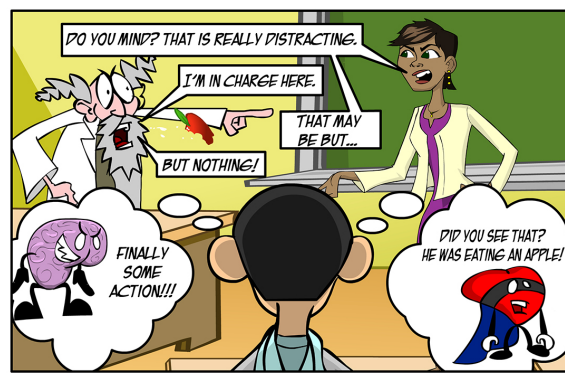
Panel 1



Panel 2



Panel 3



Panel 4

DRAMA***Dr. Rubenstein: "Creation Button"***

TAKE HOME POINT:

God is our creator.

CHARACTERS:

Dr. Rubenstein

WHAT YOU NEED:

- Legos • Wood • Nails • Glue
- Dirt • Hula Hoop • Large push button

Drama Script:

Dr. Rubenstein(DrR) enters the room with a bag full of building materials. (Legos, wood, glue nails, dirt, etc.) He also has a large button painted a bright color, and a hula hoop.

Teacher:

Boys and Girls, our most favorite guest of all is here with another invention today. Can anyone tell me who it is? That's right, Dr. Rubenstein.

DrR:

Thank you everyone, it's always so nice to be here.

Teacher:

What have you brought to show us today Doctor?

DrR:

Oh, I am very excited about this, it answers many science questions.

(He holds up the button.)

Teacher:

That's amazing. Uh what is it?

DrR:

This, my friend is the Creation Button. You see when we place everyday objects inside this creation circle...

(He pulls out the hula hoop and places it on the table.)

...and push this button. The frequency will modulate to create life.

Teacher:

I don't understand. Are you saying that God has one of these buttons, and that's how he created the universe?

DrR:

Not at all. I'm suggesting that when things that are just there, interact and recombine in just the right way, life can be created.

Continued on next page

Dr. Rubenstein: "Creation Button" Drama Script — Continued

- Teacher:** That sounds an awful lot like evolution.
- DrR:** I guess we'll just have to put it to the test. Can I have a volunteer?
(DrR chooses a child from the audience.)
- DrR:** Now I am going to place a few objects into the circle and then you push the button and we will see what you create.
(DrR places the nails, wood and glue into the circle.)
- DrR:** Now push the button and we will see what happens.
(Nothing happens.)
- DrR:** You must be pushing it wrong, try again.
(Still nothing.)
- DrR:** Sorry you must not have the right touch for this kind of thing. I need a new volunteer.
(He chooses another.)
- DrR:** Okay now we will try with some new stuff.
(He places water, stones, and a lit candle in the circle.)
- DrR:** Now push the button.
(Nothing happens.)
- DrR:** I see you can't do it either. You must not be trying hard enough, push it a little better.
- Teacher:** Nothing is happening Dr. What is going on?
- DrR:** HMMM, I have one more thing we can try, but we are going to have to have someone a little more skilled at button pushing. Do we have any really good gamers out there?
(He chooses one kid.)

Continued on next page

Dr. Rubenstein: "Creation Button" Drama Script — Continued

- DrR: Okay, I'm going to give you the best possible tools you could have.
(He places a fan and a pile of mud in the middle of the circle.)
- DrR: Now push the button.
(Nothing happens.)
- DrR: Come on push it, hard as you can.
(DrR takes it and pushes it really hard and then throws it on the ground and stomps it smashing it to pieces.)
- Teacher: Dr. Are you okay? Is something wrong?
(DrR bursts into laughter.)
- DrR: I'm sorry, I'm sorry. It's just so funny the look on all your faces.
- Teacher: Dr. I don't understand.
- DrR: A creation button. Hilarious, and I had all of you going, didn't I?
Admit it.
- Teacher: Okay, Doc. Maybe you should explain.
- DrR: The reason it didn't work is because it is impossible. Do you really think a bunch of junk can just mix together and create life?
- Teacher: No.
- DrR: That is right. The only way life could exist is if God says it could. You can take anything in the universe and mix it up, and the only way something would happen would be because God created the stuff you are mixing up in the first place.
- Teacher: Hahaha you really got us.
- DrR: I know right? Next time I make it up to you. I will bring something extra special. Bye everyone.
(DrR exits.)

OBJECT LESSON *The Great Designer*

TAKE HOME POINT: God designed the world and everything in it.

He is the Great Designer.

WHAT YOU NEED: • Laptop computer • Cell Phone
• Architectural drawing of your church or a house

▶ TO THE TEACHER:

It's best if you can get the architectural drawing of your church, because it's a building everybody is familiar with. If that is not available, get an architectural drawing of any building.

OBJECT LESSON APPLICATION:

I have some cool things up here. (Hold up the laptop computer.) This computer is really cool. (Talk about all the things you can do with your computer.) Do you think this computer "just happened?" Or did somebody design it? You are exactly right. A bunch of really smart people got together and designed this computer. There is no way that this computer could have been created without a designer.

I also have a cell phone. (Talk about all the cool things your phone can do.) I'm so thankful for my cell phone. When I was a kid they didn't have cell phones. We couldn't just call people whenever we wanted to, and nobody knew what texting was. What about this cell phone? Was it an accident or did someone design the cell phone? (Talk about all the things it takes to make a cell phone work – antennas, satellites, buried cables.)

In fact, everything that has ever been created has had a designer or an architect.

Continued on next page

“The Great Designer” Object Lesson — Continued

An architect is somebody who created a drawing to design buildings. (Hold up architectural drawing.) This is an architectural drawing of our church and here is our children’s church. (Point to room.) I’m glad that the designer of our church put in a room for kids aren’t you? If the designer had not put the children’s church room on the drawing we wouldn’t have a children’s church. Everything that has ever been created started with a designer.

Some people think that the world and everybody in it was just a big accident. They think that there was no designer. Christians believe that God has always been here and that He designed the world.

It’s foolish to think that the whole world could be an accident, when we know that nothing has ever been created without a designer. Somebody had to think it up first.

The Bible calls these people “fools.” So, don’t be a fool. Choose to believe what the Bible says. “In the beginning God created the heavens and the earth...”

**INTER-ACTIVE
LESSON*****The Lego Race***

SCRIPTURE REFERENCE: Psalm 100:3, *“Know ye that the Lord is God, it is He that has made us, and not we ourselves...”* (KJV)

WHAT YOU’LL LEARN: We didn’t just happen. God is our Master Designer.

WHAT YOU NEED: 2 Lego kits (small and must be identical) — can be purchased at Wal-Mart or Target for between \$5-\$10

INSTRUCTIONS: Select two teams of kids (2 kids per team, works best with older kids). Open each box and place Legos on two separate tables at front of room. (Hide the boxes.) Give Team 1 the directions to the Lego design. Team 2 does not get the directions.
Each team has 3 minutes to put the kit together.

SPIRITUAL APPLICATION: One team did a better job because they could see what the “designer” had in mind. The other team did the best they could, but they had no directions. They did not know what the “designer” had in mind for this pile of Legos. If we need a “designer” for something as small as this Lego kit, how can anyone think that we just happened? There was a “Master Designer” who created everything that we see. That “Master Designer” is God.

God Is...

LESSON REVIEW QUESTIONS

NEEDED: Review Prizes (penny candy for right answers)

Complete the following sentences:

- Not everyone believes in _____.
 - Santa Claus
 - Fairies
 - God**
 - Super Heroes
- The Bible says in Psalm 14:1, "The fool has said in his heart _____."
 - I love chocolate
 - there is no God**
 - look at me
 - na, na, na, boo, boo
- Some people, who don't believe in God, think that the world _____.
 - is a big bowl of cherries
 - was created by aliens
 - is really green cheese
 - was just a big accident**
- The world didn't just happen, it was created by _____.
 - Bill Gates
 - Nobody knows
 - God the Father**
 - Noah
- When you come to God, you must believe that God _____.
 - is real
 - exists
 - was here before the world began
 - all of the above**

God Is...

PROP LIST

Props, supplies, costumes and characters

_____ Participation Awards (Large candy bars or prizes)

_____ How many needed?

_____ Review Prizes (penny candy)

Dr. Rubenstein: "Creation Button" — Pages 4-6

Characters

_____ Dr. Rubenstein Costume

Props

_____ Legos _____ Wood _____ Large push button _____ Nails

_____ Glue _____ Dirt _____ Hula Hoop

Object Lesson: The Great Designer — Pages 7-8

_____ Laptop computer

_____ Cell Phone

_____ Architectural drawing of your church or a house

Note to Teacher:

It's best if you can get the architectural drawing of your church, because it's a building everybody is familiar with. If that is not available get an architectural drawing of any building.

Inter-Active Lesson: Lego Race — Page 9

_____ Two Lego kits (small and identical)

Small Groups:

_____ Happy Meal box/bag

_____ How many needed?

_____ Activity page

_____ How many needed?